

house. *Design*



Project *Presentations*



Table *Of Contents*

Who we are

Introduction

Overview

Project Scope

Project goals

Concept

Moodboards

Materials

Sample List

Room Plan

Furniture Selections

Next Steps

house.
Design

Who *we are*



Vision

To create inspiring functional and harmonious spaces reflecting our clients individuality and style



Mission

To exceed clients' expectations with beautiful designs based on their needs and preferences



Professionalism

To deliver the highest standard of business within a confirmed budget and time line

Overview




Style


An explanation of style or concept chosen and overall direction for the project outlining parameters and style choices

Lines


Explanation of style outline and type of furniture that has been selected



Colour Palette



Materials



Colour Palette *and materials*

An explanation of the colour palette and the type of materials that will be used for the project

Project *Scope*





The scope and brief of the project is detailed with the client on this page.
For example, confirming liaison with contractor,
if there is to be paint selection,
hard material choices, project management
and furniture selections.

Concept



The concept style is explained:

For example, Coastal, Rustic or Minimalist: colour palettes or items that are chosen to enhance elements of the space



Moodboards



Inspiration and visual ideas and images to help explain the direction of the look, feel and aesthetic of the project.

house.
Design



Materials

Light Oak

Wicker

Wallpaper

Wall paint

Trim

Quartz top


Wallpaper

Carpet


The image displays a variety of interior design materials. A large, vertical light oak wood panel is the central focus. To its left, a rectangular piece of wicker mesh is shown. Below the wicker is a sample of light-colored wood-grain wallpaper. To the right of the wood panel, there are two circular paint swatches: a light blue-grey and a cream color. Below these is a sample of light-colored wood-grain trim. Further down, a sample of light-colored quartz with a subtle pattern is shown. To the right of the quartz is a sample of light-colored wallpaper with a blue floral pattern. Below the floral wallpaper is a sample of light-colored carpet with a blue and white geometric pattern. To the right of the carpet is a vertical strip of four color swatches: light blue, dark blue, light tan, and green.

Sample*List*

Wicker



Upholstry



Drapes



Rugs



Furniture



Room *Plans*



Each room receives a room plan with to scale layout

Furniture *Selection*



Art Diptique
White with gold frame



Pendant Light
Wicker finish



Side Lamps
Green tile ceramic



Floor Mirror
Rope wrapped frame



Sofa
Slipcovered white linen



Stool
Rope wrapped



Side Tables
Mango wood and iron



Coffee Table
Black painted finish



Rug
Round Jute

Each room has a
furniture selection list
for sign off

Next *steps*



On completion of signed contracts by both parties, confirmation of fees, furniture selections and material choices, we embark on co-ordinating with contractors, place orders and control logistics for shipping and installation.

We always keep clients informed with regular updates and scheduled on-site visits to oversee progress.

Feed back is invaluable and we work closely with our clients to make any necessary adjustments needed to bring the new interiors to life to create a beautiful, welcoming and comfortable space.

