



What we do

house.
Design

How we *Work*

- Research
 - Listen extensively to clients
 - Discuss the project thoroughly
 - Comprehend the vision and design goals
 - Personal client questionnaires
 - Establish budget
 - Create timelines
- Create
 - Create a tailored scheme
 - Discuss, review and update
 - Finalise the design
 - Confirm the project timeline and responsibilities
 - Agree final budget
- Deliver
 - Sign-off products and materials
 - Regular communication - agree optimum
 - Manage the process and logistics
 - Finishing accessory touches



Project *Scope*



Recently refurbished apartment - Tortola, BVI



- Confirm liaison between project partners
- Define parameters of project
- Ensure all parties agree projected timeline
- Confirm proposed budget





Project *Goals*

Project goals are discussed and the following elements are considered.

- Use of space
- Priorities of lifestyle
- Comfort level
- Aesthetics
- Structural features



Project *Overview*



Style details


- Confirm concept
- Overall direction
- Outline parameters
- Style choices
- Design aims



Colour Palette *and materials*

- Define colour palette
- Specify materials
- Paint selections
- Material choices


Colours



Materials



Moodboards




- On concept approval, moodboards are used to confirm visual inspiration for feel and aesthetic



Concept



- Suggest style theme
- Conceptualise colour palette



Materials

Materials to be used are listed and illustrated here





Sample *List*

A sample list is created:

- Fabric swatches
- Paint boards
- Wood finishes
- Textures
- Hard finishes

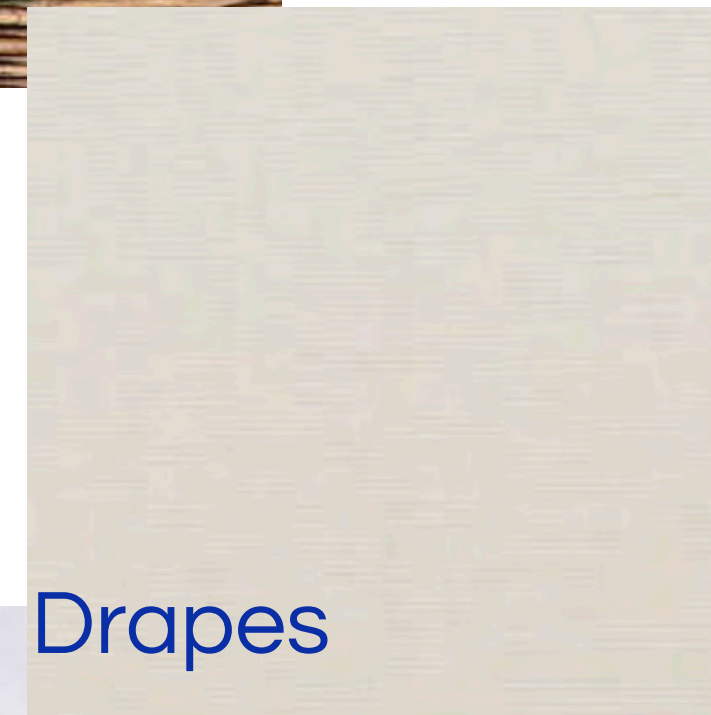
Wicker



Upholstry



Drapes



Rugs

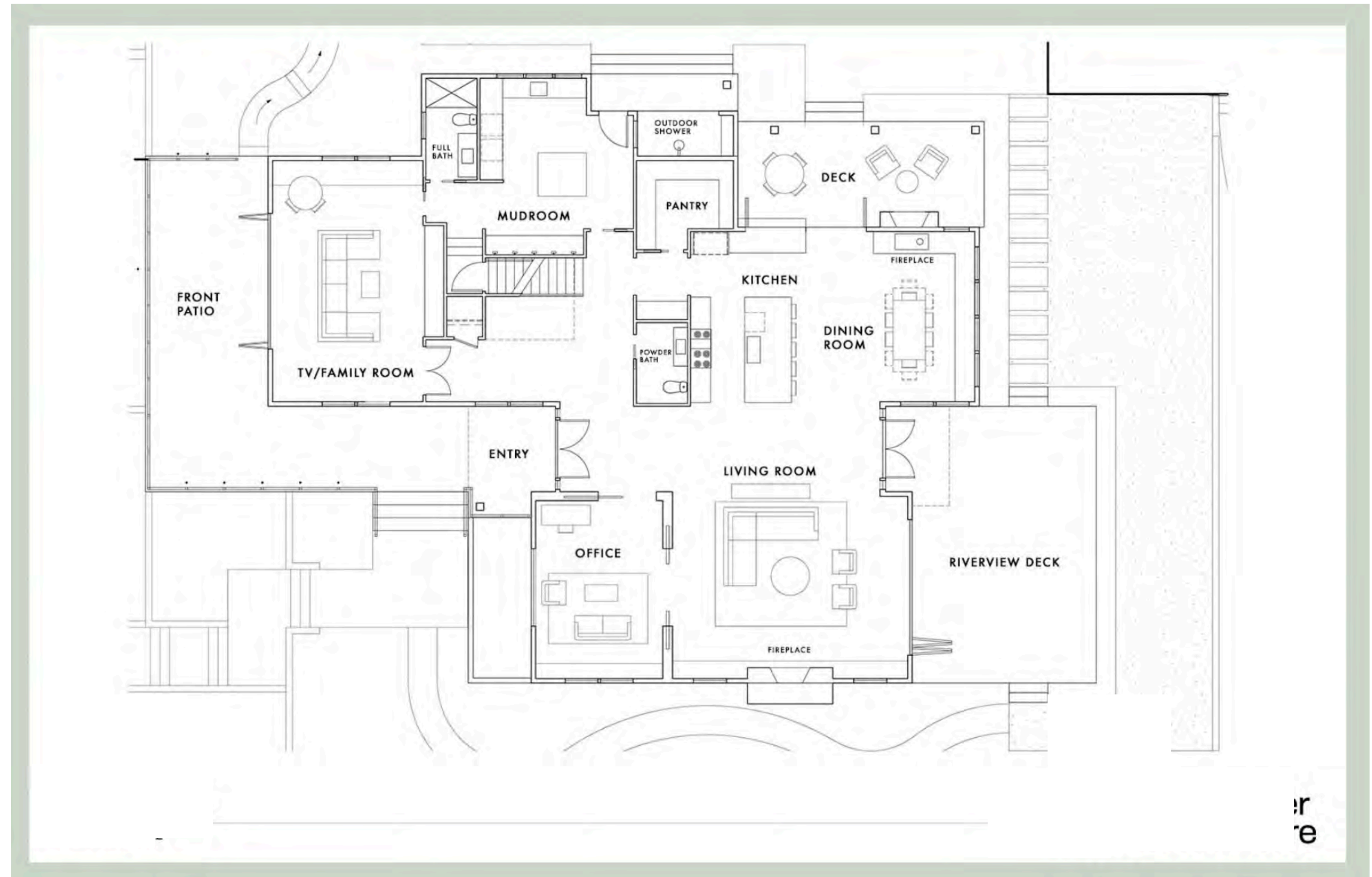


Furniture



Room *Plans* are created to confirm furniture placement

- In conjunction with architects
- Placement of proposed pieces to scale
- Confirmation of room flow and ease of access
- Practical considerations for product placement (elements)
- Caribbean lifestyle consideration



Furniture *Selections* are made and listed by room

- We use tried and tested materials and products
- Utilising long-standing relationships with multiple suppliers
- Consistently attending trade shows and design showrooms to ensure the best up to date options



Art Diptique
White with gold frame



Pendant Light
Wicker finish



Side Lamps
Green tile ceramic



Floor Mirror
Rope wrapped frame



Sofa
Slipcovered white linen



Stool
Rope wrapped



Side Tables
Mango wood and iron



Coffee Table
Black painted finish



Rug
Round Jute

Shopping *Lists* are created for sign off

- Priced to budget
- BVI landed cost
- No hidden charges
- All logistics are covered
- Time frame orientated
- Excellent sourcing capability

Room	Item	Picture	Dimensions	Supplier	Quantity	Cost	Total
Living Room	Sheer Panels		57"W x 98"L	Ikea	10	\$40	\$400
Notes: Shelves TBC for pantry and laundry room	Single Curtain Rod		48"-88"	Pottery Barn	5	\$250	\$1250
	Sofa		89"W x 33.5"H x 42.5"D	City	1	\$2400	\$2400
	Swivel Chair		35"W x 34.5"H x 35"L	City	2	\$1400	\$2800
	Coffee Table		Set of 2, 18"x29"x16.5" each	Jeffan	1	\$690	\$690
	Bar stools - Greyson		15.5D x 31.5"H	Crestview	4	\$235	\$940
	Box Cane Media Console		48"W x 12"D x 16"H	Jeffan	1	\$980	\$980
	Dining Table		60"D x 30"H	Jeffan	1	\$2100	\$2100
	Chairs		17.75w x 31.50h x 22.25l	Wayfair	8	\$145	\$1160
	Mirror		48"D	In stock	1	\$615	\$615
	Artwork		16"	Creative	2	\$98	\$196
	Trees		7'	Allstate	2	\$465	\$930
	Baskets For Trees		17" D x 19.5"H	Creative	2	\$150	\$300